

Ceramic Photo Order Form


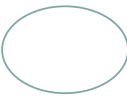



Surname of Deceased
Other Names

Applicant

Surname of Applicant	
Other Names	Phone Number
Signature (Applicant)	Date

Photo options

Colour (<i>✓ Tick one</i>)	<input type="checkbox"/> Colour	<input type="checkbox"/> Black and White	<input type="checkbox"/> Sepia
Shape (<i>✓ Tick one</i>)	<input type="checkbox"/> 	<input type="checkbox"/> 	<input type="checkbox"/> 
Size (cm) (<i>✓ Tick one</i>)	<input type="checkbox"/> 4 x 6	<input type="checkbox"/> 5 x 7	<input type="checkbox"/> 6 x 8
	<input type="checkbox"/> 7 x 9	<input type="checkbox"/> 8 x 10	<input type="checkbox"/> 9 x 12
Other (<i>✓ Tick one</i>)	<input type="checkbox"/> Gold border or <input type="checkbox"/> Photo to edge		
	Keep background of original photo <input type="checkbox"/> Yes or <input type="checkbox"/> No		

Please note:

- The quality of the finished ceramic photo is entirely dependent on the photo you supply to us. The recommended quality for a digital photo is a minimum of 1 megabyte. Professionally printed photos are very suitable to use and will be returned when the ceramic photo is received.
- Photos cannot and will not be enhanced for the ceramic photo.
- Small professionally printed photos will need to be blown up to make ceramic photos. This will result in a blurry and patchy finished ceramic photo.
- Ceramic photo proofs are not supplied. If a proof is required an additional proof fee will apply.

Office use only

Amount Paid \$	Date	Index
----------------	------	-------